

NFDC Accident and Near Miss Report

Quarter 2 2022/23

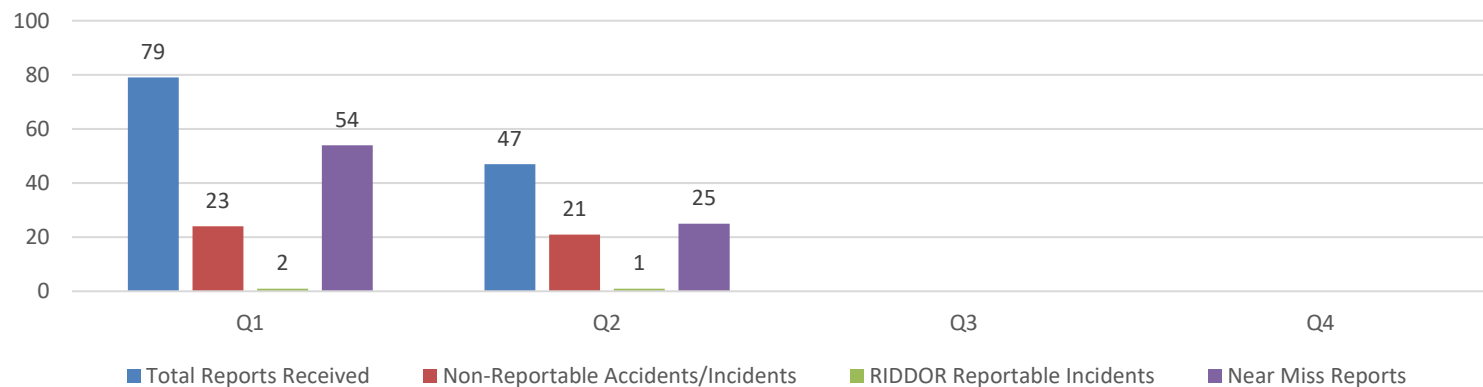
# New Forest District Council Accident and Near Miss Report

## Quarter 2 July - September 2022

 Quarter 2 employee accident and near miss report for ALL NFDC services:

	Q1	Q2	Q3	Q4	Year Total	% change
<b>Total reports received</b>	<b>79 (53)</b>	<b>47 (37)</b>				
<b>Non-reportable accidents</b>	<b>23 (23)</b>	<b>21 (26)</b>				
<b>RIDDOR</b>	<b>2 (4)</b>	<b>1 (4)</b>				
<b>Near Miss reports <i>(inc property and vehicle damage with no injury)</i></b>	<b>54 (26)</b>	<b>25 (9)</b>				
<b>Accident related lost time (days)</b>	<b>110</b>	<b>38 (37)</b>	<b>(177)</b>			

Note: Figures in brackets are previous 2021/22 figures.

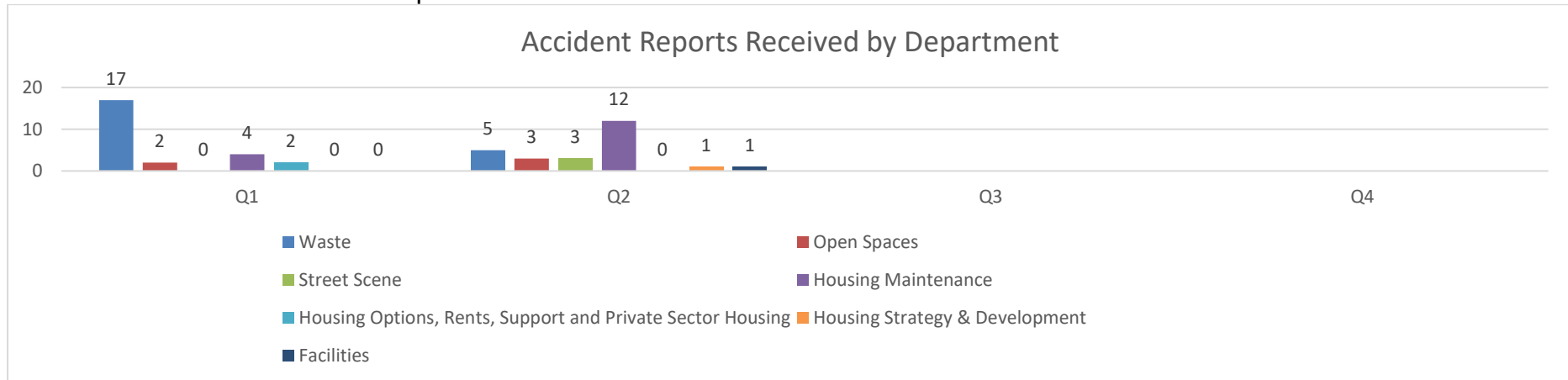


**Accident Reports Received by Department**

	Apr-June 22	July – Sep 22	Oct – Dec 22	Jan – Mar 23	Year end	% change
<b>Waste</b>	<b>17 (6)</b>	<b>5 (9)</b>	<b>(10)</b>	<b>(6)</b>	<b>(30)</b>	
<b>StreetScene</b>	<b>0 (0)</b>	<b>3 (17)</b>	<b>(10)</b>	<b>(15)</b>	<b>(65)</b>	
<b>Open Spaces (inc Pest Control)</b>	<b>2 (6)</b>	<b>3 (3)</b>	<b>(4)</b>	<b>(2)</b>	<b>(15)</b>	
<b>Transport &amp; Workshops</b>	<b>0 (2)</b>	<b>0 (0)</b>	<b>(0)</b>	<b>(0)</b>	<b>(2)</b>	
<b>Housing Maintenance</b>	<b>4 (8)</b>	<b>12 (4)</b>				
<b>Housing Estates Mgmt, CCTV and Community Safety</b>	<b>0 (6)</b>	<b>0 (2)</b>				
<b>Housing Options, Rents, Support &amp; Private Sector</b>	<b>2 (2)</b>	<b>0 (2)</b>				
<b>Housing Strategy &amp; Development</b>	<b>0</b>	<b>1 (0)</b>				
<b>HR</b>	<b>0 (1)</b>	<b>0 (0)</b>				
<b>Customer Services</b>	<b>0 (1)</b>	<b>0 (0)</b>				
<b>Facilities</b>	<b>0</b>	<b>1 (0)</b>				

## NFDC Accident and Near Miss Report

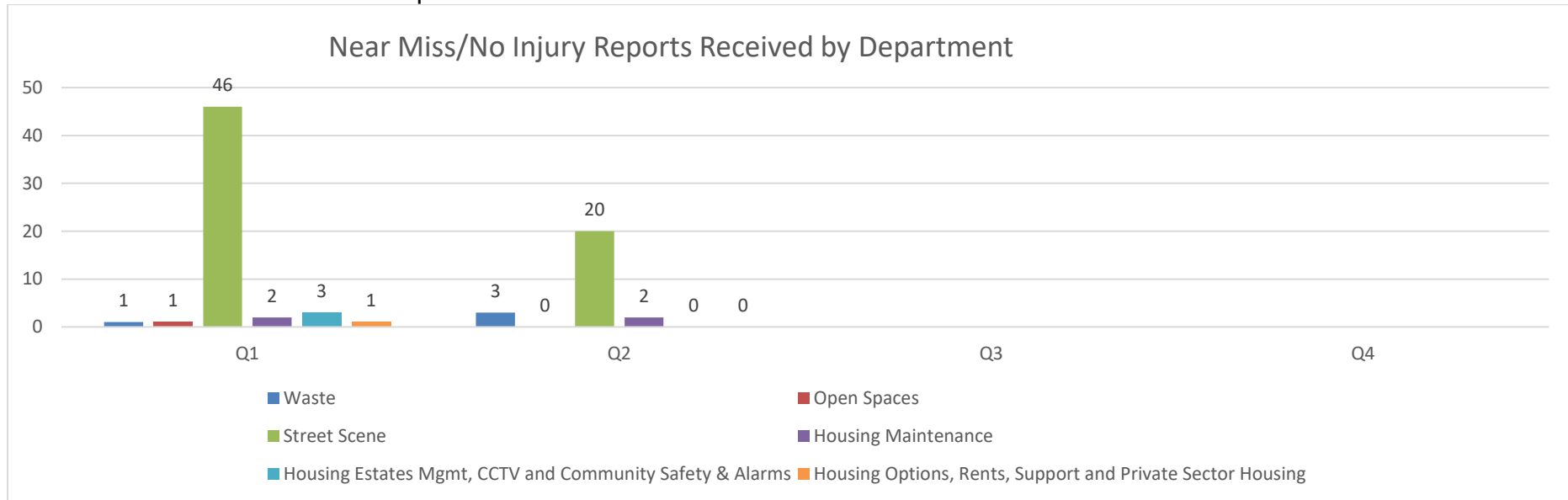
Quarter 2 2022/23


**Near Miss/No injury Reports Received by Department**

	Apr-June 22	July – Sep 22	Oct – Dec 22	Jan – Mar 23	Year end	% change
<b>Waste</b>	<b>1 (0)</b>	<b>3 (0)</b>				
<b>StreetScene</b>	<b>46 (23)</b>	<b>20 (6)</b>				
<b>Open Spaces (inc Pest Control)</b>	<b>1 (1)</b>	<b>0 (0)</b>				
<b>Transport &amp; Workshops</b>	<b>0 (0)</b>	<b>0 (0)</b>				
<b>Housing Maintenance</b>	<b>2</b>	<b>2</b>				
<b>Housing Estates Mgmt, CCTV and Community Safety</b>	<b>3</b>	<b>0</b>				
<b>Housing Options, Rents, Support and Private Sector Housing</b>	<b>1</b>	<b>0</b>				

## NFDC Accident and Near Miss Report

Quarter 2 2022/23

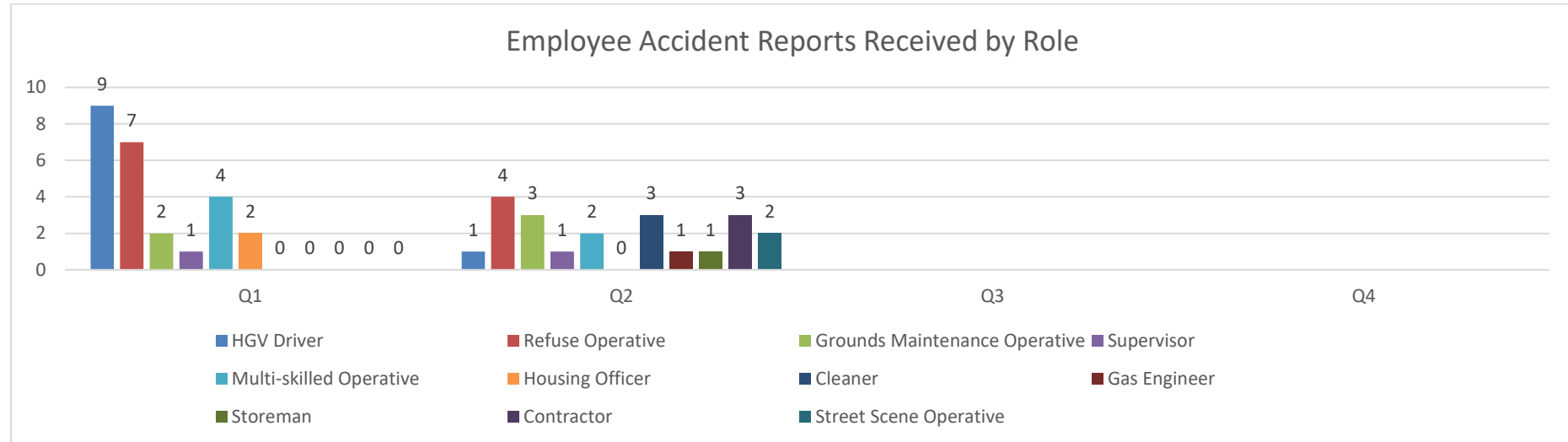

**Accident Reports Received by Role**

	Apr-June 22	July – Sep 22	Oct – Dec 22	Jan – Mar 23	Year end
<b>HGV Driver</b>	<b>9</b>	<b>1</b>			
<b>Refuse Operative</b>	<b>7</b>	<b>4</b>			
<b>Grounds Maintenance Operative</b>	<b>2</b>	<b>3</b>			
<b>Street Scene Operative</b>	<b>0</b>	<b>3</b>			
<b>Engineering Works Operative</b>	<b>0</b>	<b>0</b>			
<b>Supervisor</b>	<b>1</b>	<b>1</b>			
<b>Multi-Skilled Operative</b>	<b>4</b>	<b>2</b>			
<b>Housing Officer</b>	<b>2</b>	<b>0</b>			
<b>Cleaner</b>	<b>0</b>	<b>3</b>			
<b>Gas Engineer</b>	<b>0</b>	<b>1</b>			
<b>Storeman</b>	<b>0</b>	<b>1</b>			

## NFDC Accident and Near Miss Report

Quarter 2 2022/23

<b>Contractor</b>	<b>0</b>	<b>3</b>			
-------------------	----------	----------	--	--	--


**Breakdown by Cause**

	Apr-June 22	July – Sep 22	Oct – Dec 22	Jan – Mar 23	Year end	% change
<b>Manual Handling</b>	<b>8 (4)</b>	<b>4 (2)</b>				
<b>Slips, Trips</b>	<b>6 (8)</b>	<b>1 (4)</b>				
<b>Falls</b>	<b>2 (0)</b>	<b>0 (1)</b>				
<b>Hit by moving/flying object</b>	<b>1 (2)</b>	<b>2 (3)</b>				
<b>Bumping into something stationary</b>	<b>0 (2)</b>	<b>0 (0)</b>				
<b>Abusive/threatening behaviour</b>	<b>3 (3)</b>	<b>2 (3)</b>				
<b>Contact with electricity</b>	<b>0 (0)</b>	<b>1 (0)</b>				
<b>In contact with moving equipment/machinery/vehicle</b>	<b>0 (3)</b>	<b>1 (1)</b>				

## NFDC Accident and Near Miss Report

Quarter 2 2022/23

<b>Exposed to fire</b>	<b>7 (4)</b>	<b>2 (1)</b>				
<b>Contact with sharp object</b>	<b>8 (10)</b>	<b>6 (4)</b>				
<b>Contact with harmful substance</b>	<b>6 (5)</b>	<b>0 (4)</b>				
<b>Injured by animal</b>	<b>1 (0)</b>	<b>1 (2)</b>				
<b>Other i.e natural causes</b>	<b>1 (1)</b>	<b>3 (7)</b>				
<b>Previous injury/illness</b>	<b>0 (0)</b>	<b>0 (0)</b>				
<b>Vehicle incident</b>	<b>3 (4)</b>	<b>0 (0)</b>				
<b>Near Miss</b>	<b>40 (3)</b>	<b>24 (5)</b>				

*Note: Q1 Injury cause statistics include member of public accident reports received by Housing Services*

## NFDC Accident and Near Miss Report

Quarter 2 2022/23

